







Overview: Key Words & The Steps

<p>Step 1: Child dictates a special word. Child glues duplicate.</p> 	<p>Step 2: Child dictates and helps sound out/spell parts of word & sentence.</p> 
<p>Step 3: Child dictates and helps sound out/spell parts of word and sentence. Child traces over all words with pen, cuts duplicate, reassembles and glues.</p> 	<p>Step 4: Child dictates and helps sound out/spell parts of word & sentence. Child copies both directly into lined or unlined book.</p> 
<p>Step 5: Child dictates word only, helps sound out/spell all or parts of word. Child "builds" one correctly spelled sentence.</p>  <p>Spelling Sources: Today's Word Memory Memory Word Card "robbers" Memory Wall Strip Dictionary</p>	<p>Step 6: Child writes alone, no word. Writing often becomes part of a Simple or Action-Based Project. Work may span several days, is edited & published.</p> 

Janet Kierstead, Ph.D. — KidsWriteToRead.com